



## **Overall Results of the Survey on the Performance of the Schools**

**Survey Date: November 25, 2024**

### **Key Results of the Tutor Survey Conducted by the Quality Assurance Center:**

#### **1. Overall Average Ratings:**

- Highest: Günel Vəlizadə (School of Psychology) – 9.24
- Lowest: Mirzaei Nobar Naciyyə (School of Political and Social Sciences) – 6.84

#### **2. Satisfaction by Key Indicators:**

- Protection of Student Rights:
  - Highest Approval: Səbinə Əliyeva – 63%
  - Lowest Approval: Mirzaei Nobar Naciyyə – 36%
- Provision of Educational Information:
  - Maximum: İradə Məmmədağazı – 100%
  - Minimum: Mirzaei Nobar Naciyyə – 84%

#### **3. Student Comments:**

- Most tutors are perceived as supportive and friendly towards students.
- Some tutors received criticism for harsh behavior and delayed responses.

### **Conclusion:**

The vast majority of students are satisfied with the performance of academic advisors. However, in certain cases, it is recommended to improve communication with students.

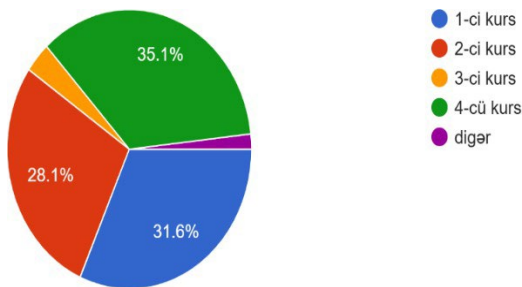


## 1. Aminə İmamcanova - School of Business and Management

Number of students participating in the survey: 57

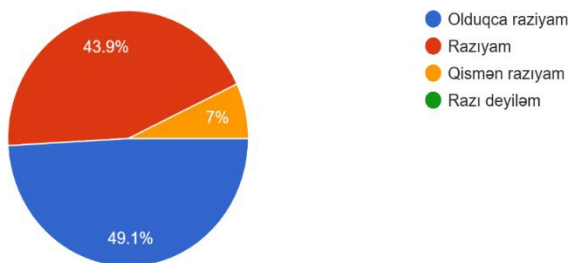
**Average Rating: 8.57**

1. Performance indicators of students by course participating in the survey.



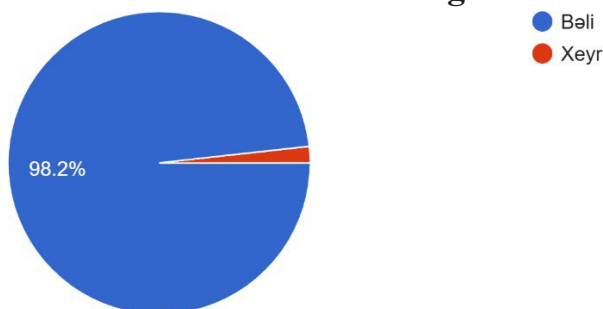
Course	Number of Studenst	Percentage rates%
• I course	20	31.6%
• II course	18	28.1%
• III course	2	3.5%
• IV course	18	35.1%
• Other	1	1.8%

2. Indicators for the question: "Protects students' rights and academic interests."



	Number of Studenst	Percentage rates%
Strongly Agree	28	95.1%
Agree	25	43.9%
Partially Agree	4	7%
Disagree	0	0

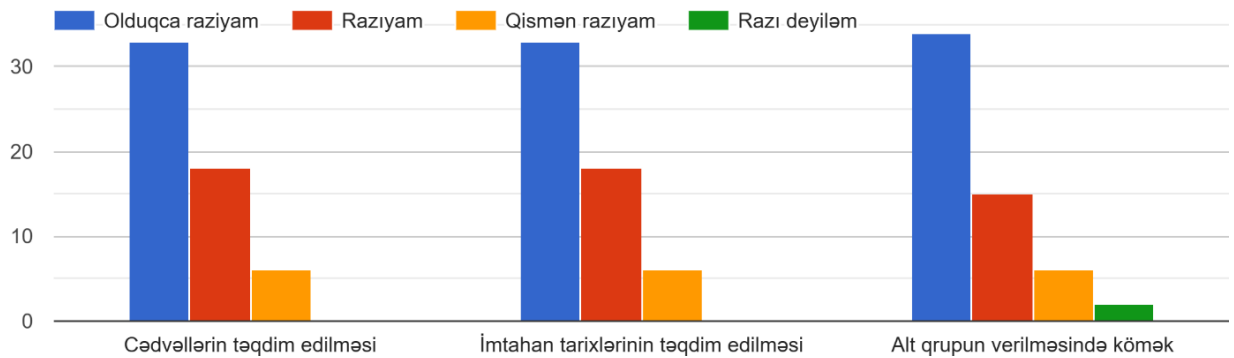
Indicators for the question: "Provides students with all necessary information and documents related to the organization of the educational process."



	Number of Studenst	Percentage rates%
Yes	56	98.2%
No	1	1.8%

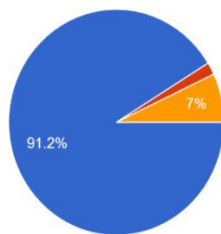


2.



	Strongl y Agree	Agree	Partiall y Agree	Disagree
<b>Submission of schedules</b>	33	18	6	0
<b>Provision of exam dates</b>	33	18	6	0
<b>Assistance in assigning to subgroups</b>	34	15	6	2

3. Indicators for the question: “Answers the questions that interest you.”



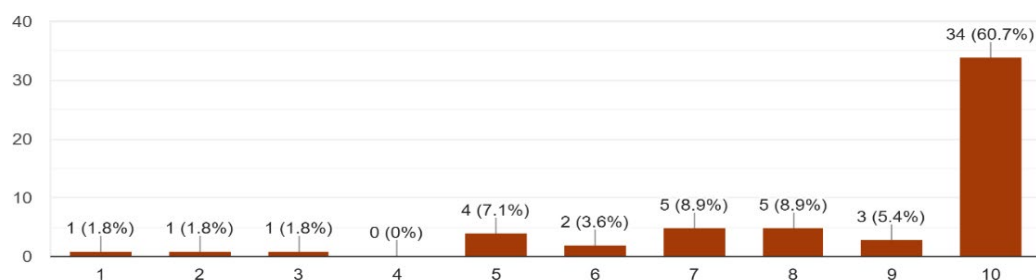
● Bəli  
● Xeyr  
● Bəzən

	Num ber of Stude nt	Percentage rates%
Yes	52	91.2.%
No	1	1.8%
Sometimes	4	7

4. Indicators for the question: “Answers the questions that interest you.”

Indicators for the question:

“Please rate your satisfaction with the quality of the tutor according to the following scale”



Tələbə sayı- 57 → Orta reyting - (8.57)



WESTERN  
caspian UNIVERSITY

### **Student Feedback Summary**

The newly established Business Faculty dean's office has shown strong dedication to students, actively addressing their issues and providing timely support. Ms. Amina, in particular, is highly appreciated for her responsibility, kindness, and effective communication. Students report that she is always available, responds promptly, and treats their concerns seriously.

Overall, students express satisfaction with the faculty's efforts and acknowledge the transparent and supportive environment fostered by the dean's office and its staff.

Survey link:

[https://docs.google.com/forms/d/1VFxDul\\_cgCFVdtWj2XSqPBrzLgjazzcD2XdxMAsV7k4/edit](https://docs.google.com/forms/d/1VFxDul_cgCFVdtWj2XSqPBrzLgjazzcD2XdxMAsV7k4/edit)

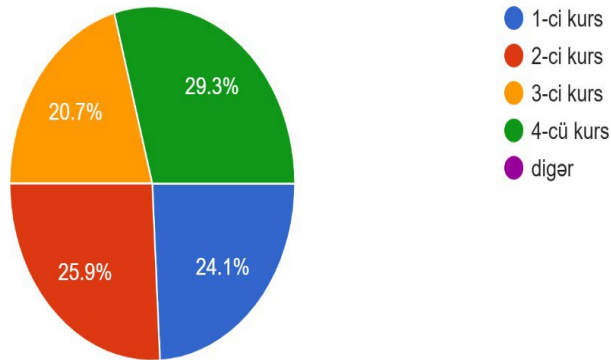


## 2. Nuray İsayeva- School of Business and Management

Number of participating students: 58

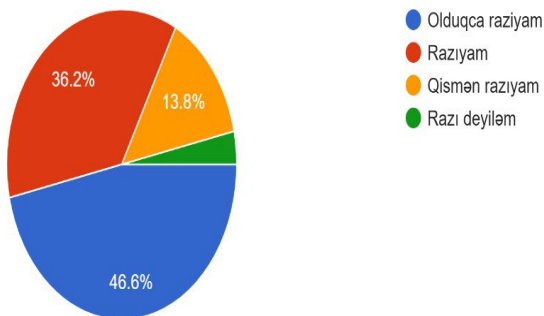
Average rating: - (8.91)

1. Distribution of participating students by year (in percentages).



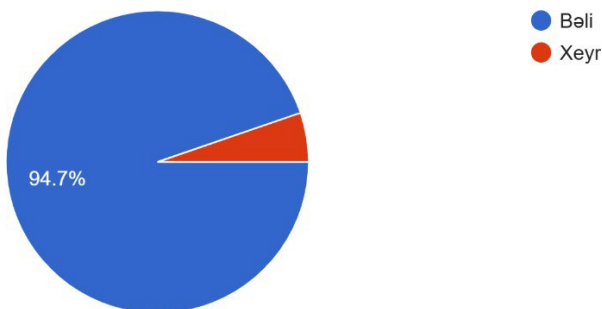
Course	Number of Students	Percentage rates%
• I course	14	24.1%
• II course	15	25.9%
• III course	12	20.7%
• IV course	17	29.3%
• Other	0	0

Indicators for the question: "Protects students' rights and academic interests."



	Number of Students	Percentage rates%
Strongly Agree	27	46.6%
Agree	21	36.2%
Partially Agree	8	13.8%
Disagree	2	3.4%

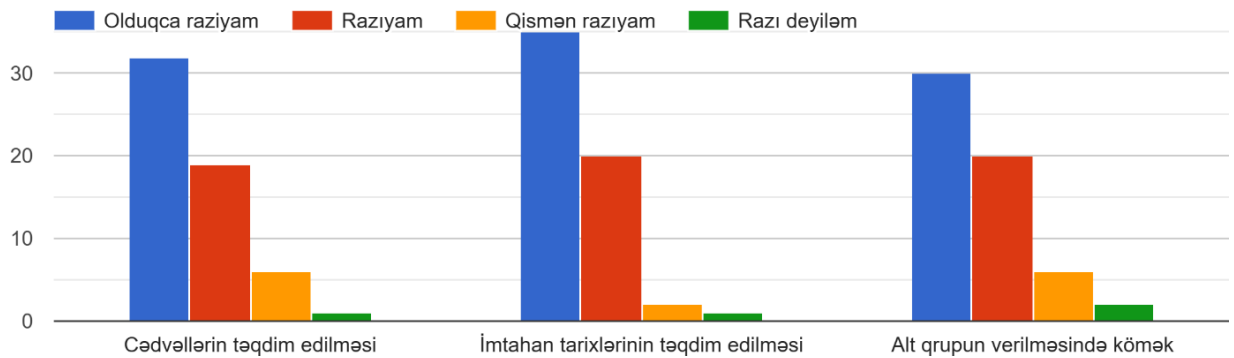
2. Indicators for the question: "Provides all necessary information and documents related to the organization of the teaching process to students."



	Number of Students	Percentage rates%
Yes	54	94.7%
No	3	5.3%

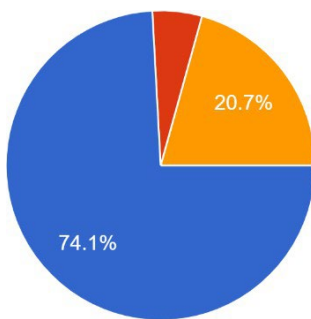


2.



	Strongly Agree	Agree	Partially Agree	Disagree
<b>Submission of schedules</b>	32	19	6	1
<b>Provision of exam dates</b>	35	20	2	1
<b>Assistance in assigning to subgroups</b>	30	20	6	2

3. Indicators for the question: “Answers the questions that interest you.”

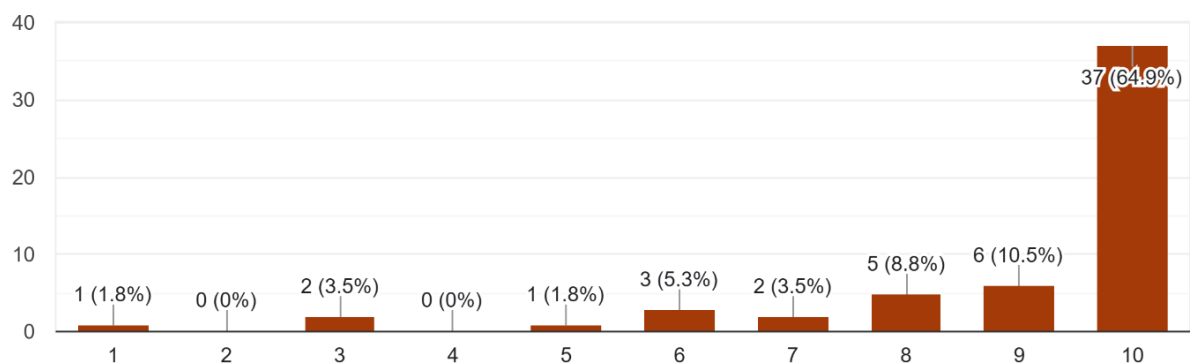


● Bəli  
● Xeyr  
● Bəzən

	Number of Students	Percentage rates%
Yes	43	74.1%
No	3	5.2%
Sometimes	12	20.7%

4. Indicators for the question:

“Please rate your satisfaction with the quality of the tutor according to the following scale”



Number of Students- 58 → Average rate - (8.91)



WESTERN  
caspian UNIVERSITY

## Student Feedback Summary

- ☐ Overall, I am satisfied, but the level instructor does not speak Russian. This creates difficulties during lessons. It would be better if there were level instructors who know Russian. We have only one tutor :)
- ☐ Excellent
- ☐ A wonderful person 🐼
- ☐ Good
- ☐ The tutors of the Economics Faculty and Mr. Natiq are very helpful to us, but I cannot stay silent — the tutors are great.
- ☐ Живите счастливо мои (Russian: "Live happily, my [dears]")
- ☐ I am very satisfied with Ms. Nuray. She is always supportive.
- ☐ My tutor always considers my needs and helps me understand difficult topics. 💖
- ☐ Ms. Nuray is the GOAT 🚀

### Survey link :

<https://docs.google.com/forms/d/18rt2zqPAsQa1fPq3k7LEIFLhkr2pkRKkx8-qhdyhAYA/edit>

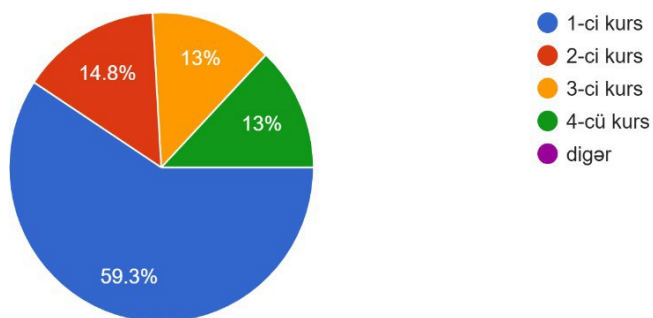


### 3. Solmaz Daşdanova - Economics School

Number of participating students: 54

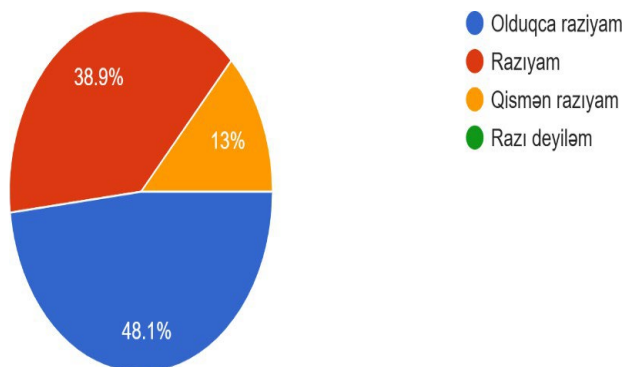
**Average rating: - (8.74)**

3. Distribution of participating students by year (in percentages).



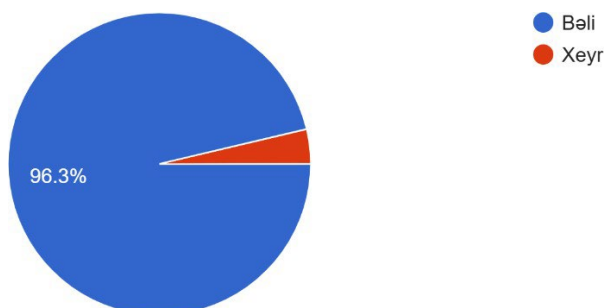
Course	Number of Student	Percentage rates%
• I course	32	59.3%
• II course	8	14.8%
• III course	7	13%
• IV course	7	13%
• Other	0	0

Indicators for the question: "Protects students' rights and academic interests."



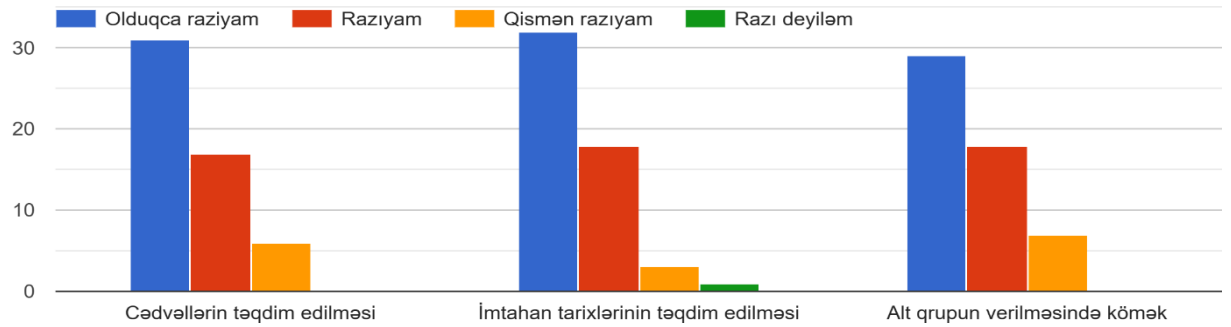
	Number of Student	Percentage rates%
Strongly Agree	26	48.1%
Agree	21	38.9%
Partially Agree	7	13%
Disagree	0	0

Indicators for the question: "Provides all necessary information and documents related to the organization of the teaching process to students."



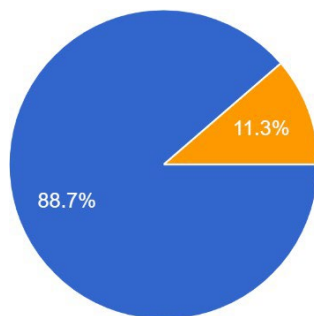
	Number of Student	Percentage rates%
Yes	54	96.3%
No	2	3.7%





	Strongly Agree	Agree	Partially Agree	Disagree
Submission of schedules	31	17	6	0
Provision of exam dates	32	18	3	1
Assistance in assigning to subgroups	29	18	7	

### Indicators for the question: “Answers the questions that interest you.”

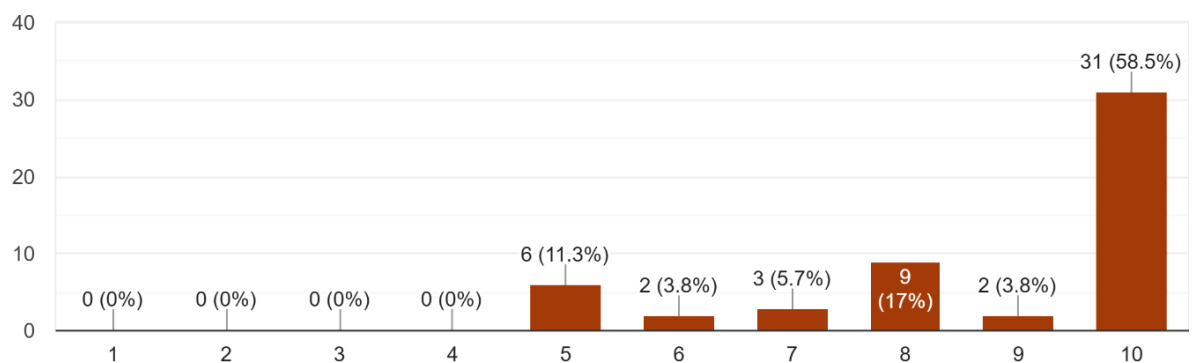


● Bəli  
● Xeyr  
● Bəzən

	Number of Student	Percentage rates%
Yes	47	88.7%
No	0	0
Sometimes	6	11.3%

### Indicators for the question:

“Please rate your satisfaction with the quality of the tutor according to the following scale”



Number of Students- 58 → Average rate – (8.74)

### Student Feedback Summary

Everything is  
okay

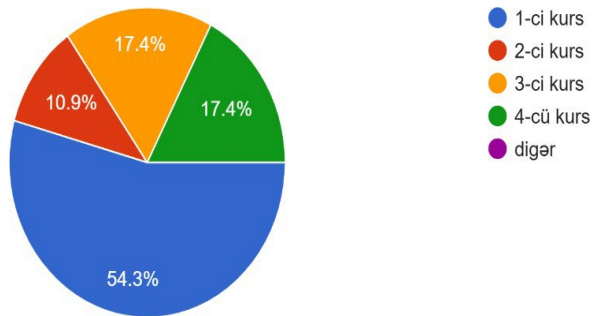


## Nuridə Əliyeva - Economics School

Number of participating students: 54

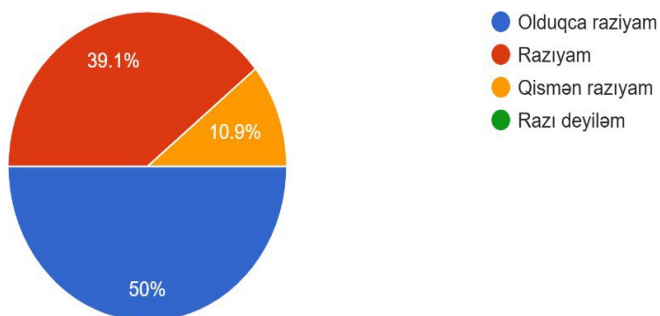
**Average rating: - (8.91)**

4. Distribution of participating students by year (in percentages).



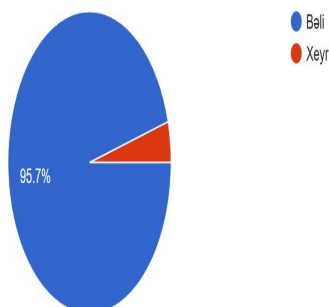
Course	Number of Student	Percentage rates%
I course	25	54.3%
II course	5	10.9%
III course	8	17.4%
IV course	8	17.4%
Other	0	0

1. Indicators for the question: "Protects students' rights and academic interests."

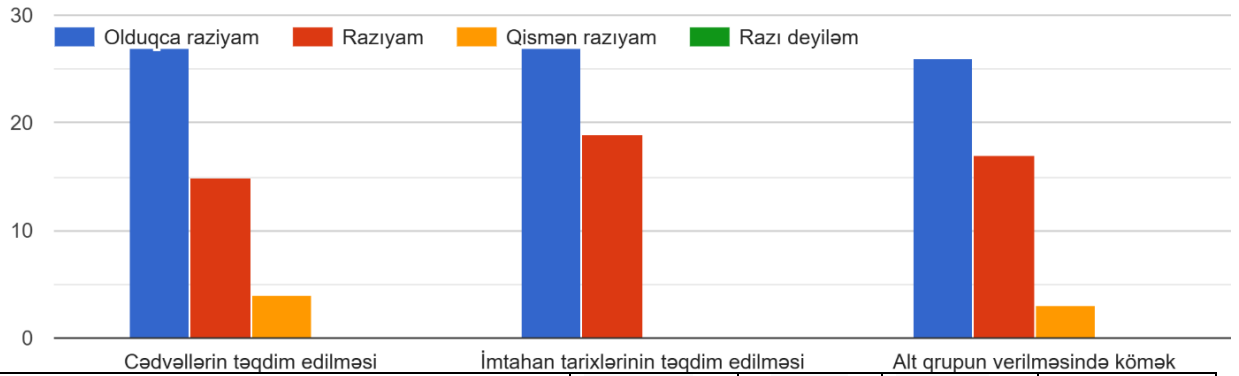


	Number of Student	Percentage rates%
Strongly Agree	23	50%
Agree	18	39.1%
Partially Agree	5	10.9%
Disagree	0	0

2. Indicators for the question: "Provides all necessary information and documents related to the organization of the teaching process to students."

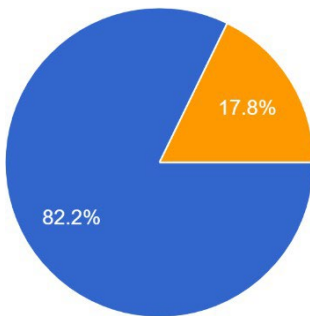


	Number of Student	Percentage rates%
Yes	44	95.7%
No	2	4.3%



	Strongly Agree	Agree	Partially Agree	Disagree
<b>Submission of schedules</b>	27	15	4	0
<b>Provision of exam dates</b>	27	19	0	0
<b>Assistance in assigning to subgroups</b>	26	17	3	0

Indicators for the question: “Answers the questions that interest you.”

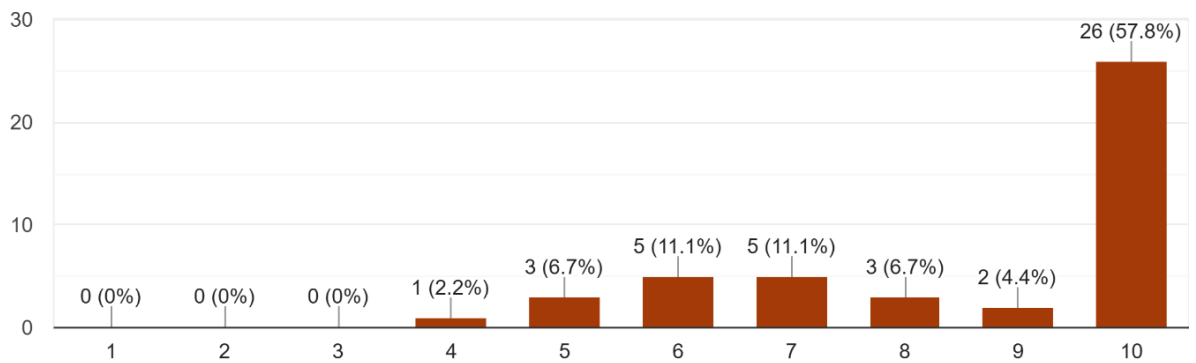


● Bəli  
● Xeyr  
● Bəzən

	Number of Student	Percentage rates%
Yes	37	82.2%
No	0	0
Sometimes	8	17.8%

Indicators for the question:

“Please rate your satisfaction with the quality of the tutor according to the following scale”



Number of Students- 46 → Average rate – - (8.58)

Survey link:

[https://docs.google.com/forms/u/1/d/1JZDrlyy4sjZr3zcXIbgINUIBLDaeq6kDNyFR50\\_g7w4/edit](https://docs.google.com/forms/u/1/d/1JZDrlyy4sjZr3zcXIbgINUIBLDaeq6kDNyFR50_g7w4/edit)

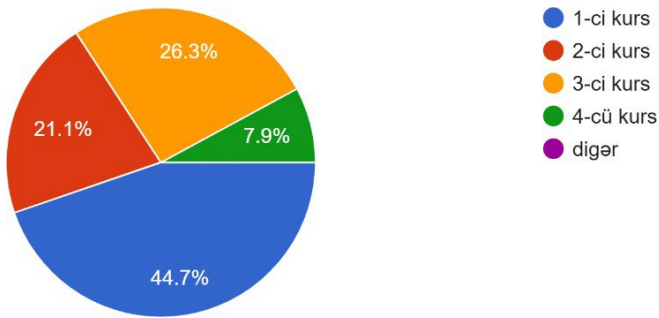


## Günel Vəlizadə - School of Psychology

Number of participating students: 38

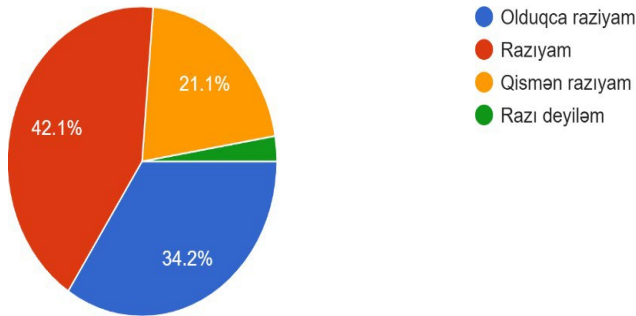
**Average rating: - (9.24)**

Distribution of participating students by year (in percentages).



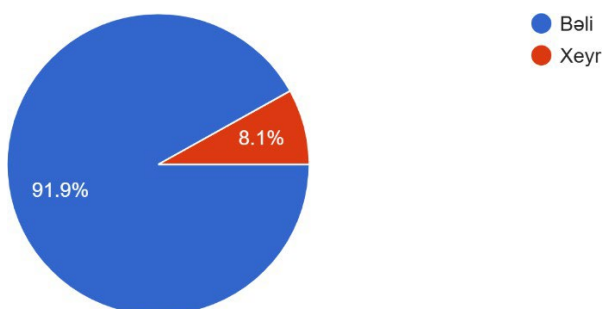
Course	Number of Student	Percentage rates%
I course	17	44.7%
II course	8	21.1%
III course	10	26.3%
IV course	3	7.9%
Other	0	0

Indicators for the question: "Protects students' rights and academic interests."



	Number of Student	Percentage rates%
Strongly Agree	13	34.2%
Agree	16	42.1%
Partially Agree	8	21.1%
Disagree	1	2.6

Indicators for the question: "Provides all necessary information and documents related to the organization of the teaching process to students."

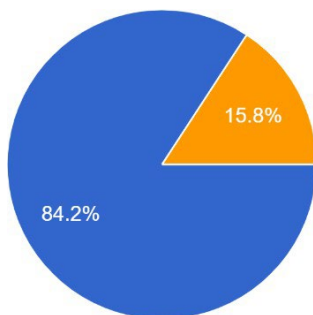


	Number of Student	Percentage rates%
Yes	34	91.9%
No	3	8.1%



	Strongly Agree	Agree	Partially Agree	Disagree
<b>Submission of schedules</b>	21	12	4	1
<b>Provision of exam dates</b>	19	19	0	0
<b>Assistance in assigning to subgroups</b>	17	17	3	1

Indicators for the question: “Answers the questions that interest you.”

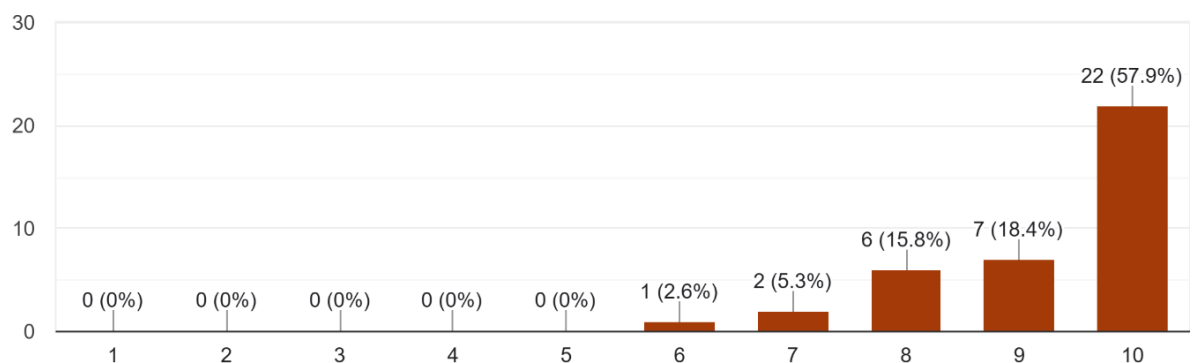


Legend:  
 ● Bəli  
 ● Xeyr  
 ● Bəzən

	Number of Student	Percentage rates%
Yes	32	84.2%
No	0	0
Sometimes	6	15.8%

Indicators for the question:

“Please rate your satisfaction with the quality of the tutor according to the following scale”



Number of Students- 38 → Average rate – - (9.24)



WESTERN  
caspian UNIVERSITY

### **Student Feedback Summary**

It's perfect, I have no complaints. Excellent.

Ms. Gunel – one love!

Ms. Gunel was simply amazing!

Survey link:

<https://docs.google.com/forms/d/1vNcMBZI0k3ag4-4FpBekEqHxbnJR1dEMsj-PMo8DGo/edit>

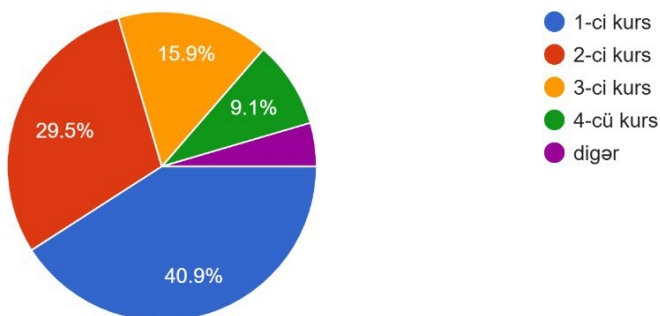


## Züleyxa İbrahimova- School of Political Sciences

Number of participating students:

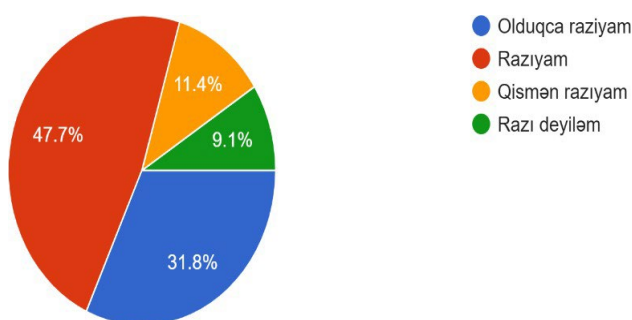
**Average rating: - (7.89)**

Distribution of participating students by year (in percentages).



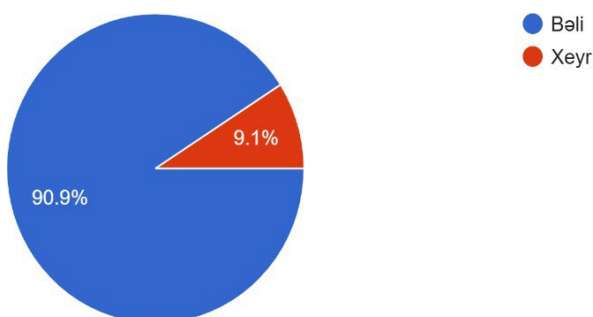
Course	Number of Student	Percentage rates%
• I course	18	40.9%
• II course	13	29.5%
• III course	7	15.9%
• IV course	4	9.1%
• Other	2	4.5%

Indicators for the question: "Protects students' rights and academic interests."



	Number of Student	Percentage rates%
Strongly Agree	14	31.8%
Agree	21	47.7%
Partially Agree	5	11.4%
Disagree	4	9.1%

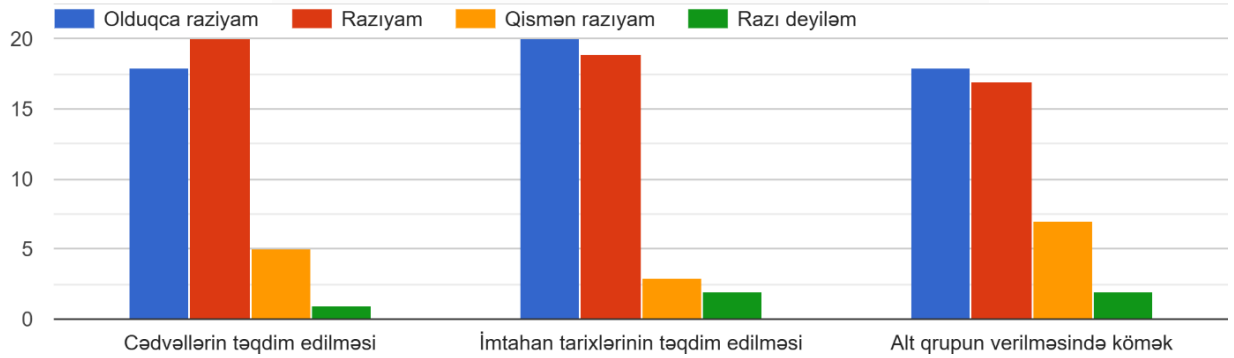
Indicators for the question: "Provides all necessary information and documents related to the organization of the teaching process to students."



	Number of Student	Percentage rates%
Yes	40	90.9%
No	4	9.1%

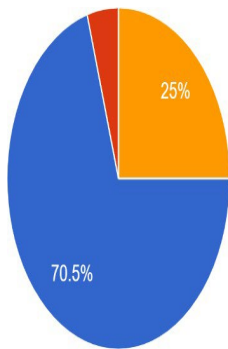


WESTERN  
caspi an UNIVERSITY



	Strongly Agree	Agree	Partial y Agree	Disagree
<b>Submission of schedules</b>	18	20	5	1
<b>Provision of exam dates</b>	20	19	3	2
<b>Assistance in assigning to subgroups</b>	18	17	7	2

Indicators for the question: “Answers the questions that interest you.”

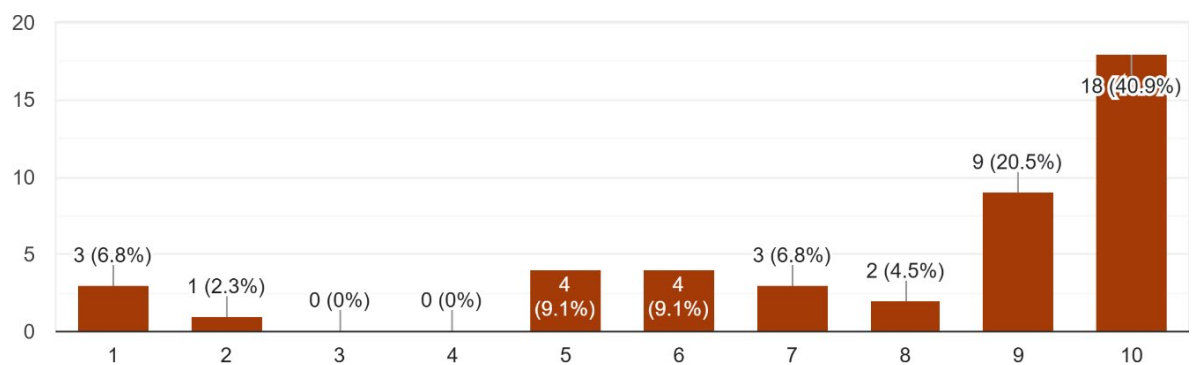


● Bəli  
● Xeyr  
● Bəzən

	Number of Student	Percentage rates%
Yes	31	70.5%
No	2	4.5%
Sometimes	11	25.5%

Indicators for the question:

“Please rate your satisfaction with the quality of the tutor according to the following scale”



Number of Students- 44 → Average rate – (7.89)





WESTERN  
c a s p i a n UNIVERSITY

## Student Feedback Summary

We love our tutor very much.

She is a wonderful teacher who takes care of all our problems and tries to support every student.

## Survey link:

<https://docs.google.com/forms/d/1vHbe3HVcfOmVruE3wITqIhxRfXqNafsoQCw0kELGEXU/edit>

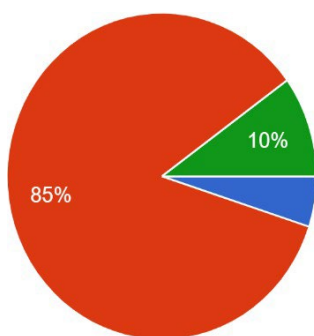


## İradə Məmmədağqızı - College

Number of participating students: 20

Average rating: - (8.60)

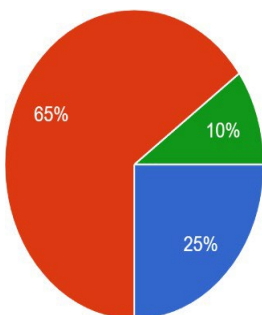
Distribution of participating students by year (in percentages).



- 1-ci kurs
- 2-ci kurs
- 3-ci kurs
- 4-cü kurs
- diger

Course	Number of Student	Percentage rates%
• I course	1	5%
• II course	17	85%
• III course	0	0
• IV course	2	10%
• Other	0	0

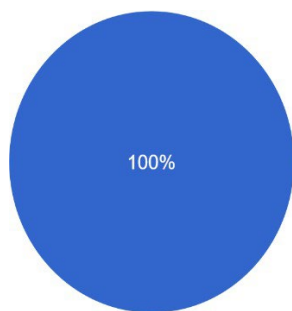
Indicators for the question: "Protects students' rights and academic interests."



- Olduqca razıyam
- Razıyam
- Qismən razıyam
- Razi deyiləm

	Number of Student	Percentage rates%
Strongly Agree	5	25 %
Agree	13	65%
Partially Agree	0	0
Disagree	2	10%

Indicators for the question: "Provides all necessary information and documents related to the organization of the teaching process to students."



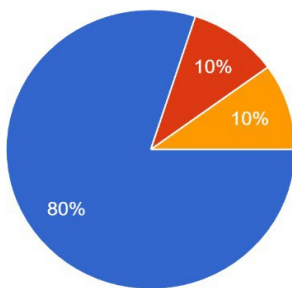
- Bəli
- Xeyr

	Number of Student	Percentage rates%
Yes	20	100%
No	0	0



	Strongly Agree	Agree	Partiall y Agree	Disagree
<b>Submission of schedules</b>	10	7	3	0
<b>Provision of exam dates</b>	13	6	1	0
<b>Assistance in assigning to subgroups</b>	7	10	3	0

Indicators for the question: “Answers the questions that interest you.”

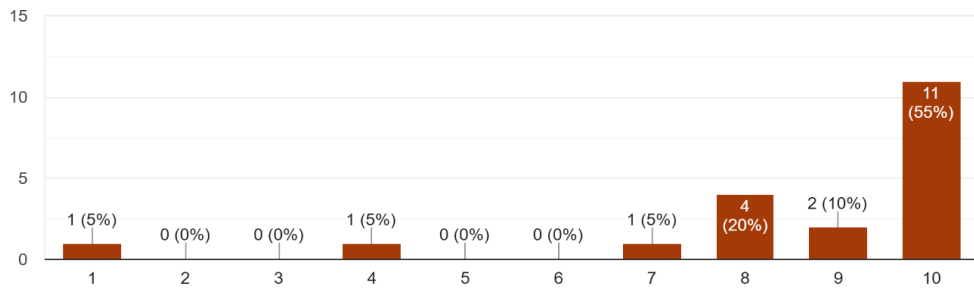


● Beli  
● Xeyr  
● Bəzən

	Num ber of Stude nst	Percentage rates%
Yes	16	80%
No	2	10%
Sometimes	2	10.0%

Indicators for the question:

“Please rate your satisfaction with the quality of the tutor according to the following scale”



Number of Students- 20 → Average rate - (8.60)

### Student Feedback Summary

All ios okey. There is no problem

Survey link:

[https://docs.google.com/forms/d/1IVCguXAtDyQaDRUtN\\_xH9edWHJ5zdWgXC\\_Vl5vJ0UE/edit#responses](https://docs.google.com/forms/d/1IVCguXAtDyQaDRUtN_xH9edWHJ5zdWgXC_Vl5vJ0UE/edit#responses)

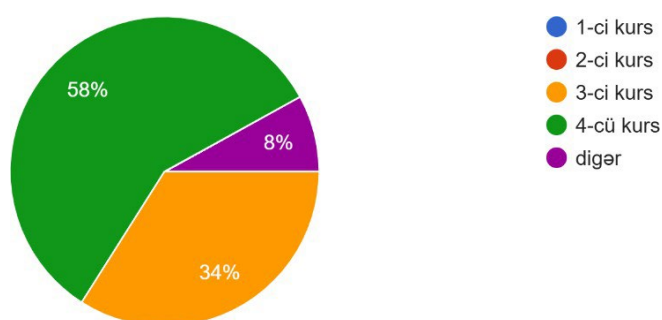


## Lalə Zeynallı – School of Philology

Number of participating students: 38

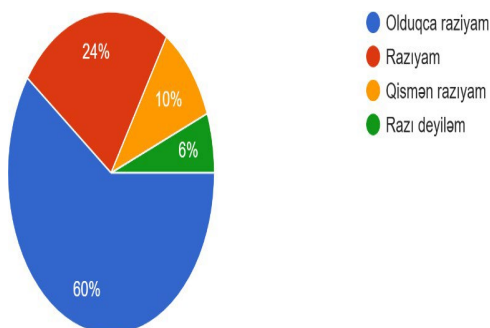
**Average rating: - (9.08)**

1. Distribution of participating students by year (in percentages).



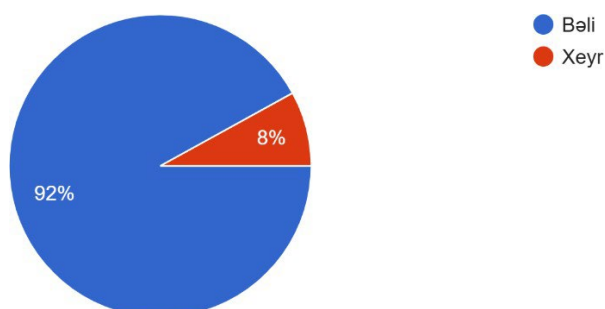
Course	Number of Student	Percentage rates%
• I course	0	0
• II course	0	0
• III course	17	34%
• IV course	29	58%
• Other	4	8%

Indicators for the question: "Protects students' rights and academic interests."



	Number of Student	Percentage rates%
Strongly Agree	30	60 %
Agree	12	24%
Partially Agree	5	10%
Disagree	3	6%

Indicators for the question: "Provides all necessary information and documents related to the organization of the teaching process to students."

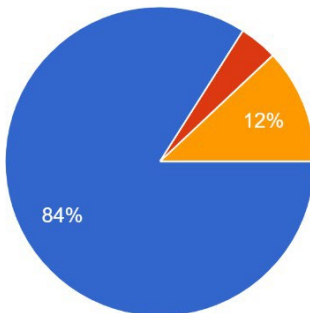


	Number of Student	Percentage rates%
Yes	46	92%
No	4	8%



	Strongly Agree	Agree	Partially Agree	Disagree
Submission of schedules	35	11	4	0
Provision of exam dates	38	11	1	0
Assistance in assigning to subgroups	35	11	1	3

Indicators for the question: “Answers the questions that interest you.”

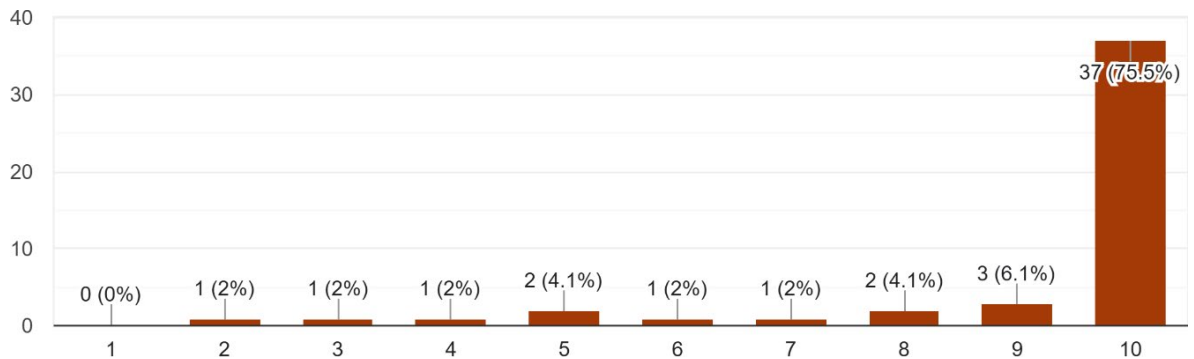


● Bəli  
● Xeyr  
● Bəzən

	Number of Students	Percentage rates%
Yes	42	84%
No	2	4%
Sometimes	6	12%

Indicators for the question:

“Please rate your satisfaction with the quality of the tutor according to the following scale”



Number of Students- 20 → Average rate - (9.08)



WESTERN  
caspian UNIVERSITY

## **Student Feedback Summary**

I am very, very satisfied as a class representative. ♥Y 'U

She provides sufficient information on every issue and offers help when we have additional questions. She always delivers every piece of information, news, and announcements to us on time and follows up closely to support us — endless thanks for that.

Everything is fine, and I am very satisfied. Ms. Lala is our heart. ♥Y

Ms. Lala is always smiling, polite, and helpful, regularly checking in with students. She not only maintains a sincere relationship with us but also guides us in the learning process and provides significant help. She tries to respond to issues and questions quickly and clearly. ~£³

Excellent.

I love my university, and my love hasn't faded over these four years. I'm proud to be a Western Caspian student.³~ £ I'm completely satisfied.

**Masma Allahverdiyeva**

For two years, I've been asking about my failed courses, and she never investigated or followed up. I'm very dissatisfied.

Ms. Lala always shows great attention to us; we are very pleased — may God never take her away from us. She knows how to work patiently and kindly with students. Most importantly, we feel comfortable approaching her with any question, and we always receive complete answers.

### **Survey link:**

[https://docs.google.com/forms/d/1zwVam6kbyNKBZEflhmiuvs5\\_yas7RxeUHIVA\\_blUBJk/edit](https://docs.google.com/forms/d/1zwVam6kbyNKBZEflhmiuvs5_yas7RxeUHIVA_blUBJk/edit)

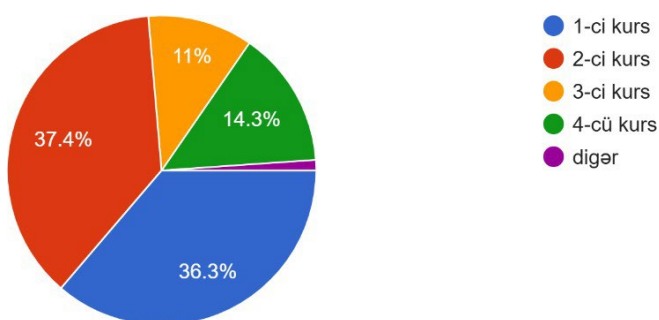


## Tünzalə Məcídova– School of High Technologies and Innovative Engineering

Number of participating students: 91

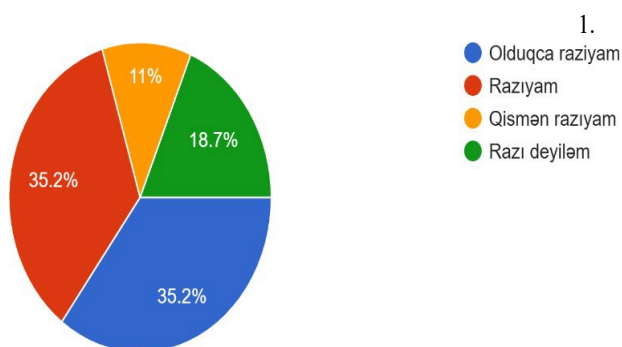
**Average rating: - (7.58)**

Distribution of participating students by year (in percentages).



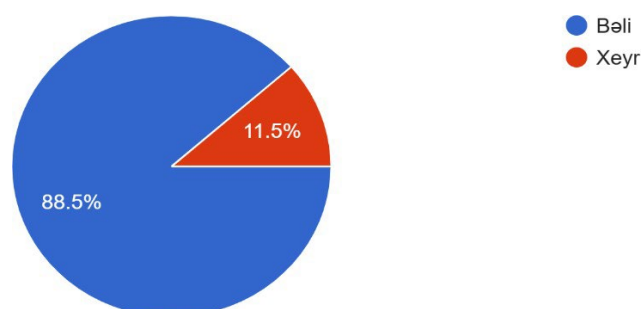
Course	Number of Student	Percentage rates%
• I course	33	36,3%
• II course	34	37,4%
• III course	10	11%
• IV course	13	14,3%
• Other	1	1.1%

Indicators for the question: "Protects students' rights and academic interests."

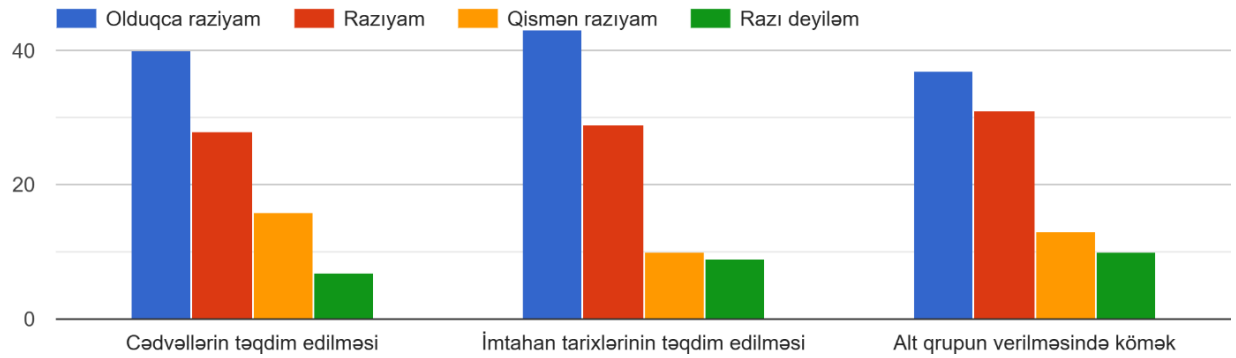


	Number of Student	Percentage rates%
Strongly Agree	32	35.2 %
Agree	32	35.2 %
Partially Agree	10	11%
Disagree	17	18.7%

Indicators for the question: "Provides all necessary information and documents related to the organization of the teaching process to students."

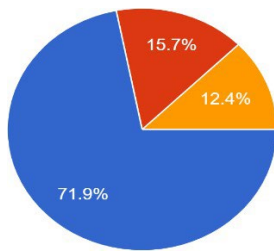


	Number of Student	Percentage rates%
Yes	77	88.5%
No	11	11.5%



	Strongly Agree	Agree	Partially Agree	Disagree
<b>Submission of schedules</b>	40	28	16	7
<b>Provision of exam dates</b>	43	29	10	9
<b>Assistance in assigning to subgroups</b>	37	31	13	10

Indicators for the question: “Answers the questions that interest you.”

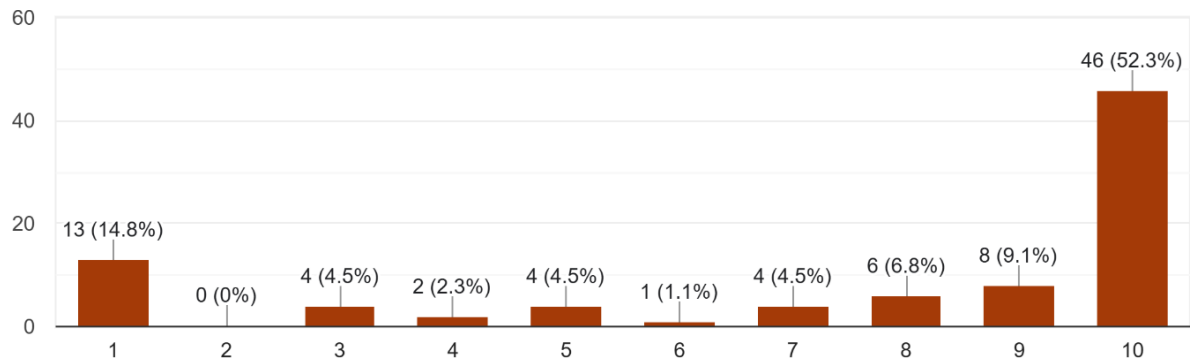


● Bəli  
● Xeyr  
● Bəzən

	Number of Students	Percentage rates%
Yes	42	71.9%
No	2	15.7%
Sometimes	6	12.4%

Indicators for the question:

“Please rate your satisfaction with the quality of the tutor according to the following scale”



Number of Students- 91 → Average rate - (7.58)





WESTERN  
caspian UNIVERSITY

## **Student Feedback Summary**

I think they show less empathy towards senior students and can sometimes be a bit strict, but still, thankfully, they do their job well.

Alongside being strict about rules, this person is very kind and cheerful. Not only do they help, but they also provide emotional support.

It's unacceptable. This tutor considers themselves superior to us and behaves strictly. Still, since I don't know them well, I won't say more. They speak in a commanding tone, and we are not children.

Among the worst.

When it comes to students, everything is interfered with—as if it's a kindergarten (phones being collected even when not in use, even interfering with how students sit in class). HOWEVER, THE SERVICE PROVIDED TO STUDENTS IS ZERO.

Personally, when I chose a subgroup, even though I clearly wrote the name of the subject on the application form, I was insistently added to the wrong subject journal.

Even though I approached the tutors several times and mentioned this, I didn't receive any positive response. This issue wasn't resolved for over a month, and only after repeatedly going there did I manage to fix it myself.

Even when the exam schedules were submitted, the name of my subgroup subject was still entered incorrectly (they wrote the name of the wrong subject they had mistakenly registered before).

The most outstanding tutor I've ever seen in my life. Also, students' interests are very important to them. In one word – magnificent.

Survey Link

[https://docs.google.com/forms/d/1cZ1gLbSSbMX3YRQWkVGuD4BAUiHI\\_cn57cPkHYHVtus/edit](https://docs.google.com/forms/d/1cZ1gLbSSbMX3YRQWkVGuD4BAUiHI_cn57cPkHYHVtus/edit)

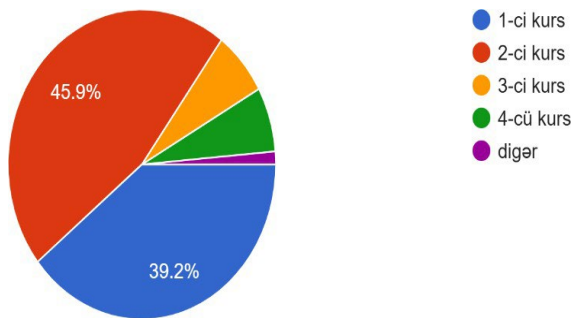


## Pəri Qurbanova– School of High Technologies and Innovative Engineering

Number of participating students: 74

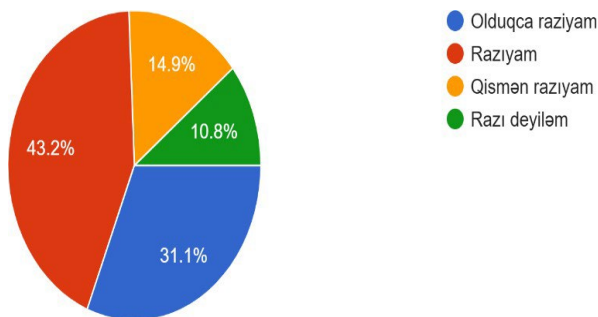
Average rating: - (7.92)

2. Distribution of participating students by year (in percentages).



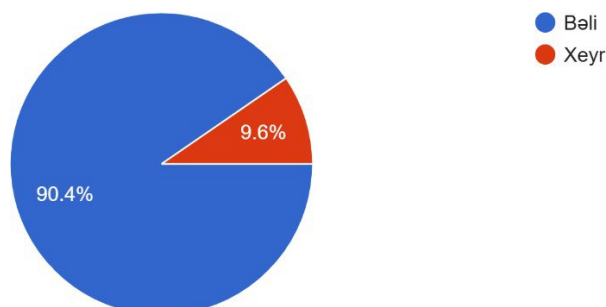
Course	Number of Student	Percentage rates%
• I course	29	39,2%
• II course	34	45,9%
• III course	5	6.8%
• IV course	5	6.8%
• Other	1	1.4%

“ Indicators for the question: "Protects students' rights and academic interests."



	Number of Student	Percentage rates%
Strongly Agree	32	31.1 %
Agree	32	43.2 %
Partially Agree	10	14.9%
Disagree	17	10.8%

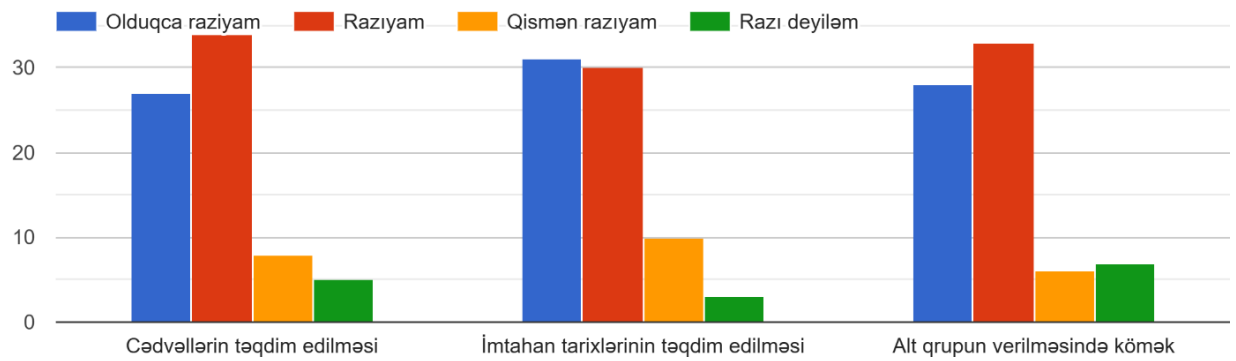
Indicators for the question: “Provides all necessary information and documents related to the organization of the teaching process to students.”



	Number of Student	Percentage rates%
Yes	66	90.4%
No	7	9.6%

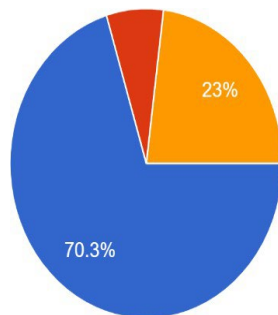


1.



	Strongly Agree	Agree	Partially Agree	Disagree
<b>Submission of schedules</b>	27	34	8	5
<b>Provision of exam dates</b>	31	30	10	3
<b>Assistance in assigning to subgroups</b>	28	33	6	7

Indicators for the question: “Answers the questions that interest you.”

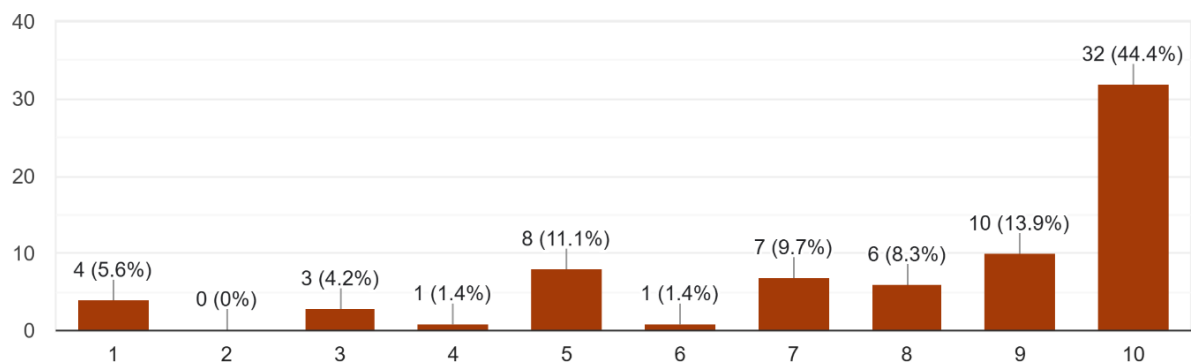


● Bəli  
● Xeyr  
● Bəzən

	Number of Student	Percentage rates%
Yes	52	70.3%
No	5	6.8%
Sometimes	17	23%

Indicators for the question:

“Please rate your satisfaction with the quality of the tutor according to the following scale”



Number of Students- 72 → Average rate - (7.92)



WESTERN  
caspi an UNIVERSITY

### **Student Feedback Summary**

Thank you for the support and guidance provided.

Even when I speak gently, they sometimes respond rudely and give incorrect directions. I speak respectfully to everyone and expect the same respect in return. I believe that if they were a bit kinder in their behavior toward students, it would be much better.

When it comes to students, there is interference in everything—as if we are in kindergarten (for example, collecting phones even when they are not in use, interfering with how students sit in class). HOWEVER, THE SERVICE PROVIDED TO STUDENTS IS ZERO.

Personally, when I selected a subgroup and even clearly stated the subject name in the application form, they insistently entered me into the journal of another subject. I brought up this issue to the tutors several times, but received no positive response.

This situation was ignored for more than a month, and only after repeatedly going back myself did I finally get it corrected after about a month and a half.

Even when the exam dates were submitted, the name of my subgroup subject was still entered incorrectly (in fact, the same wrong subject name was repeated again).

Survey link:

[https://docs.google.com/forms/d/18OiFfbN6\\_n2RITZ7ROUIHJyMqxSCy5fQfvMQLZyevpM/edit](https://docs.google.com/forms/d/18OiFfbN6_n2RITZ7ROUIHJyMqxSCy5fQfvMQLZyevpM/edit)

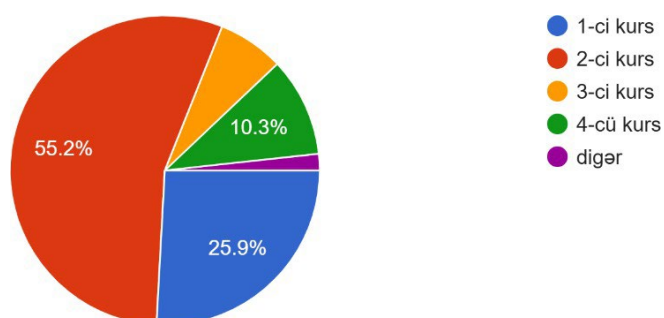


## Gülbikə Orucova – School of High Technologies and Innovative Engineering

Number of participating students: 58

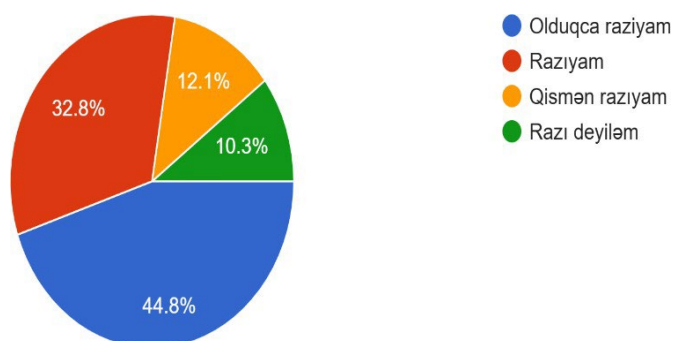
Average rating: - (7.82)

Distribution of participating students by year (in percentages).



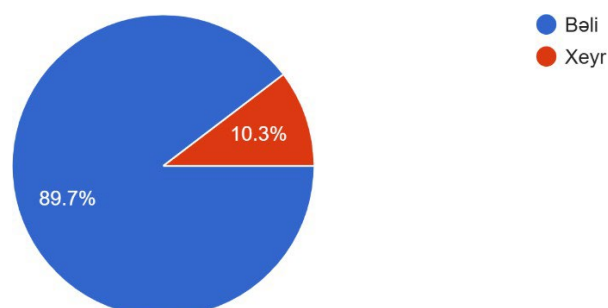
Course	Number of Student	Percentage rates%
• I course	15	25,9%
• II course	32	55,2%
• III course	4	6.9%
• IV course	6	10.3%
• Other	1	1.7%

“ Indicators for the question: "Protects students' rights and academic interests."



	Number of Student	Percentage rates%
Strongly Agree	26	44.8 %
Agree	19	32.8 %
Partially Agree	7	12.1%
Disagree	6	10.3%

Indicators for the question: “Provides all necessary information and documents related to the organization of the teaching process to students.”



	Number of Student	Percentage rates%
Yes	66	89.7%
No	7	10.3%

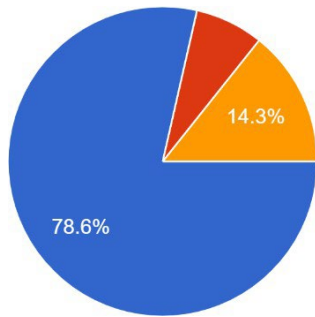


1.



	Strongly Agree	Agree	Partiall y Agree	Disagree
<b>Submission of schedules</b>	28	20	7	3
<b>Provision of exam dates</b>	28	21	16	3
<b>Assistance in assigning to subgroups</b>	25	21	8	4

Indicators for the question: “Answers the questions that interest you.”

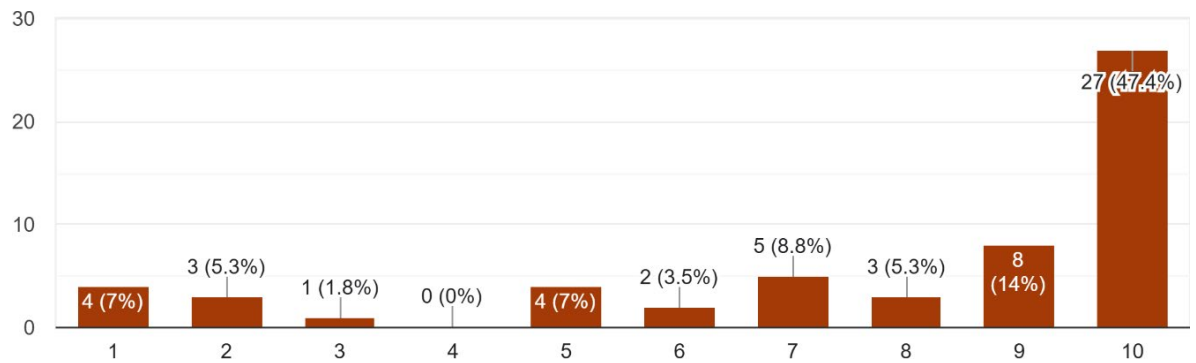


● Bəli  
● Xeyr  
● Bəzən

	Num ber of Stude nst	Percentage rates%
Yes	52	78.6%
No	4	7.1%
Sometimes	17	14.3%

Indicators for the question:

“Please rate your satisfaction with the quality of the tutor according to the following scale”



Number of Students- 58 → Average rate - (7.82)



WESTERN  
caspi anUNIVERSITY

## **Student Feedback Summary**

Very kind and responsible

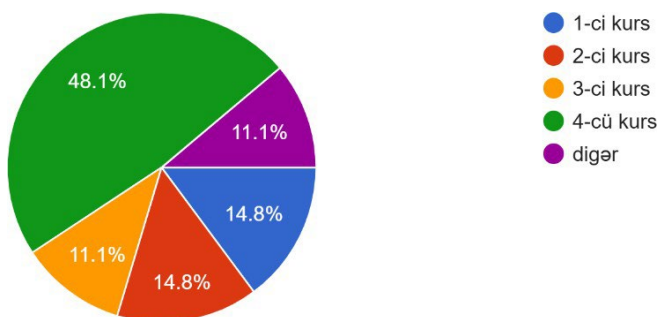


## Əliyeva Səbinə– School of Political and Social Sciences

Number of participating students: 27

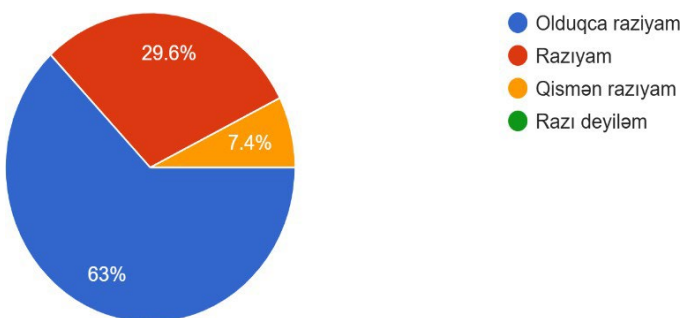
Average rating: - (9.22)

### 1. Distribution of participating students by year (in percentages).

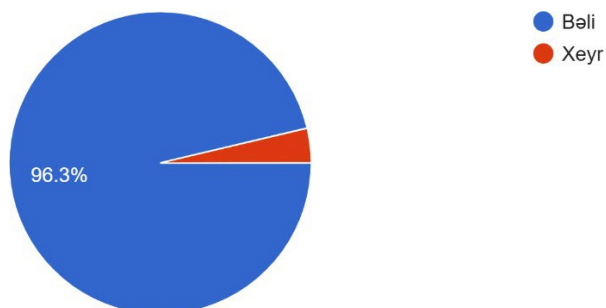


Course	Number of Student	Percentage rates%
• I course	4	14,8%
• II course	4	14,8%
• III course	3	11.1%
• IV course	13	48.1%
• Other	3	11.1%

### 1. “ Indicators for the question: "Protects students' rights and academic interests documents related to the organization of the teaching process to students.”



	Number of Student	Percentage rates%
Strongly Agree	17	63 %
Agree	8	29.6 %
Partially Agree	2	7.4%
Disagree	0	0

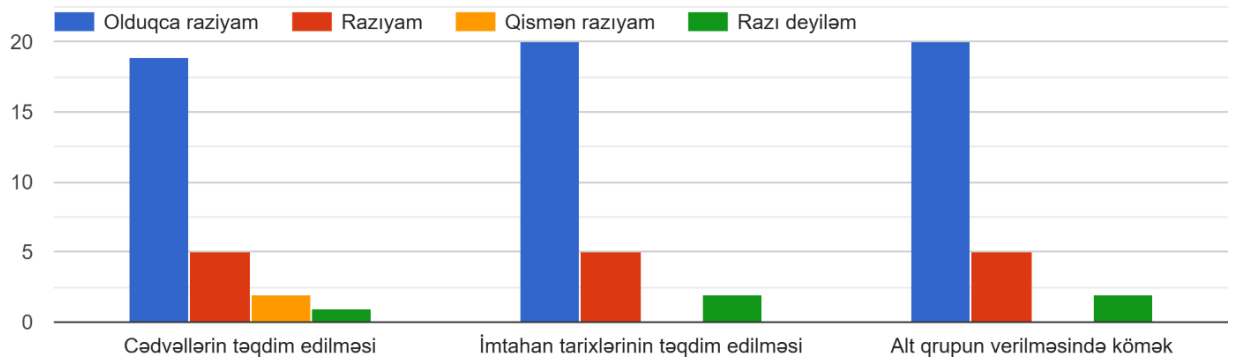


	Number of Student	Percentage rates%
Yes	26	96.3%
No	1	3.7%



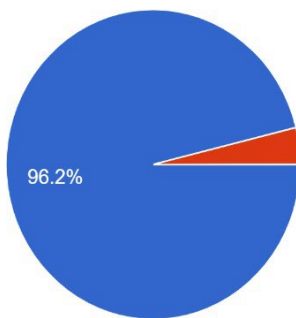


2.



	Strongly Agree	Agree	Partial y Agree	Disagree
<b>Submission of schedules</b>	19	5	2	1
<b>Provision of exam dates</b>	20	5	0	2
<b>Assistance in assigning to subgroups</b>	20	5	0	2

3. “Sizi maraqlandıran suallara cavab verir” sualı üzrə göstəricilər

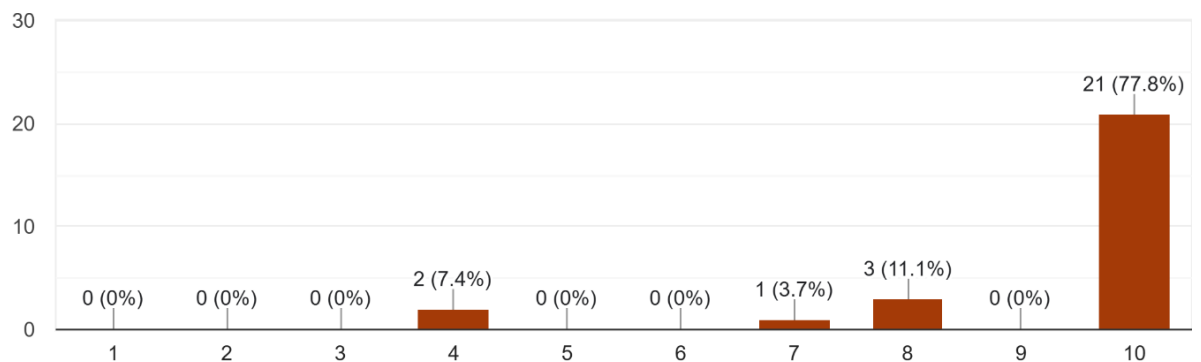


● Bəli  
● Xeyr  
● Bəzən

	Num ber of Stude nst	Percentage rates%
Yes	25	96.2%
No	1	3.8%
Sometimes	0	0

Indicators for the question:

“Please rate your satisfaction with the quality of the tutor according to the following scale”



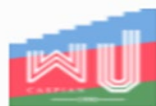
Number of Students- 27 → Average rate - (9.22)



WESTERN  
c a s p i a n UNIVERSITY

### **Student Feedback Summary**

Sabina is a very thoughtful, humane, and intelligent tutor. We are very satisfied with her.  
Wishing her success



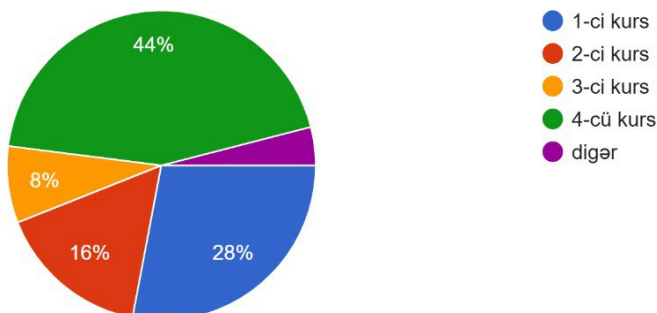
## Mirzaei Nobar Naciyə – School of Political and Social Sciences

Number of participating students: 25

**Average rating: - (6.84)**

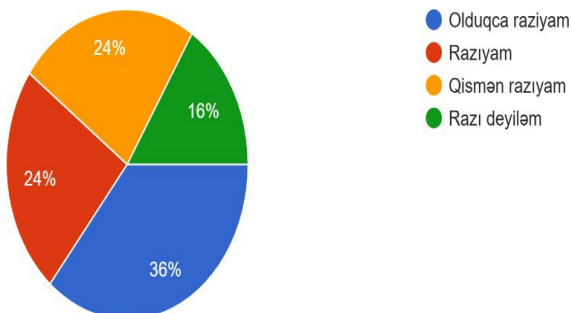
Distribution of participating students by year (in percentages).

1.



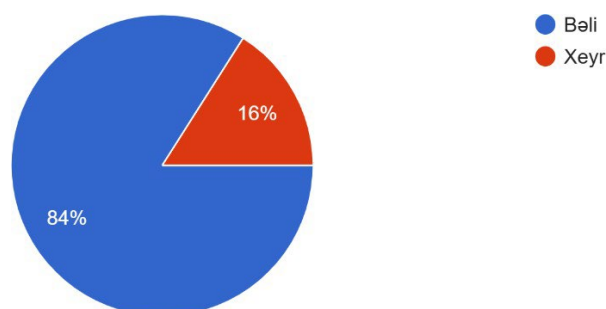
Course	Number of Student	Percentage rates%
• I course	7	28%
• II course	4	16%
• III course	2	8%
• IV course	11	44%
• Other	1	4%

1. “ Indicators for the question: "Protects students' rights and academic interests."



	Number of Student	Percentage rates%
Strongly Agree	9	36 %
Agree	6	24 %
Partially Agree	6	24%
Disagree	4	16%

Indicators for the question: “Provides all necessary information and documents related to the organization of the teaching process to students.”

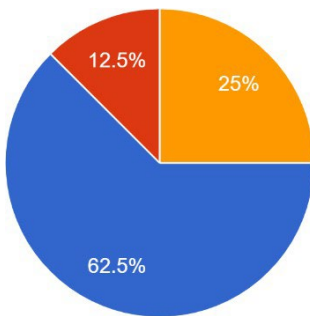


	Number of Student	Percentage rates%
Yes	26	84%
No	1	16%



	Strongly Agree	Agree	Partially Agree	Disagree
<b>Submission of schedules</b>	10	9	5	1
<b>Provision of exam dates</b>	13	8	2	2
<b>Assistance in assigning to subgroups</b>	10	9	5	1

“Sizi maraqlandıran suallara cavab verir” sualı üzrə göstəricilər

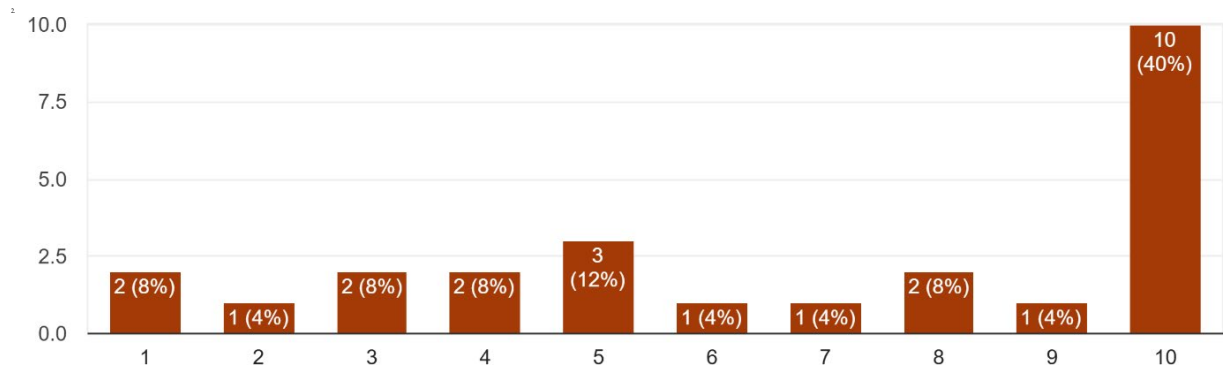


● Bəli  
● Xeyr  
● Bəzən

	Number of Students	Percentage rates%
Yes	15	62.5%
No	3	12.5%
Sometimes	6	25%

Indicators for the question:

“Please rate your satisfaction with the quality of the tutor according to the following scale”



Number of Students- 25 → Average rate - (6.84)



WESTERN  
caspi an UNIVERSITY

### **Student Feedback Summary**

I have no complaints; everything is excellent!

Although she sometimes replied late to the cooperative number, after some time, messages there stopped receiving any response. She had her personal number where she shared status updates. After we, the students, requested information, she started sending it. The group leaders were unhappy with the tutor because of this. After that, she added her personal number to the group and began responding to messages more promptly. Very good.

#### **Survey link:**

[https://docs.google.com/forms/d/1bMWzJS\\_8rlusTNF6SjsoDBchPc5HriPjcA5pBRshnw/edit](https://docs.google.com/forms/d/1bMWzJS_8rlusTNF6SjsoDBchPc5HriPjcA5pBRshnw/edit)